

Platinum Metal Skin



The Xerafy Platinum Metal Skin is the reference for UHF RFID labels, offering cost-effective performances. Its superior design delivers industry-grade visibility, thanks to its market-leading read range, thinnest profile, high-performance adhesive and printable laminated material.



Printable
Full compatibility



Versatile
On and off-metal



Durable
Water and UV proof



Read-range
Market leading



Cost-efficient



- Industrial Supply Chain
- RTI Management
- Warehouse Automation
- Automated Inventory

[LEARN MORE >](#)

Performance Characteristics

Read range on metal¹	Up to 13 ft (4 m)
Read range off metal¹	Up to 3.3 ft (1 m)
Polarization	Linear
Mounting system	High performance adhesive

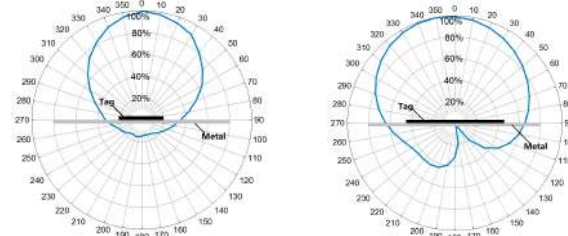
1. Actual read range may vary based upon use case and antenna power.

Functional Specifications

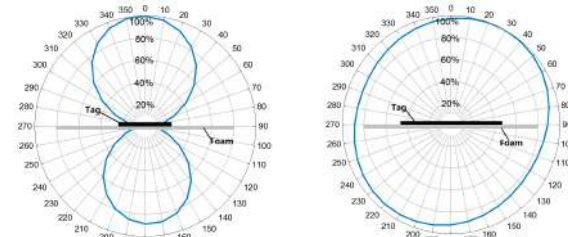
RF protocol	EPC global Class 1 Gen2
Frequency	902-928 (US) , 865-868 (EU)
IC type (chip)	Monza R6-P
Memory	128-EPC bits, 32-bit user memory, 96-bit TID
Face material	White thermal transfer face stock

Radiation Pattern

On metal-Horizontal / Vertical



Off metal-Horizontal / Vertical



Environmental Specifications

Operational temperature	-40°C to +85°C
Survival temperature	-40°C to +85°C
IP rating	IP68
Shock (drop)	3 ft (1 m) to concrete/granite
Vibration	MIL-STD-810G
Compression strength	14 psi (97 kPa)
Printer compatibility	Sato CL4NX, Postek TX3r, Printronix T4000

Industry Compliance

RoHS	EU Directive 2011/65/EU
CE	Yes
ATEX/IECEX	Compliant
Warranty	1 year

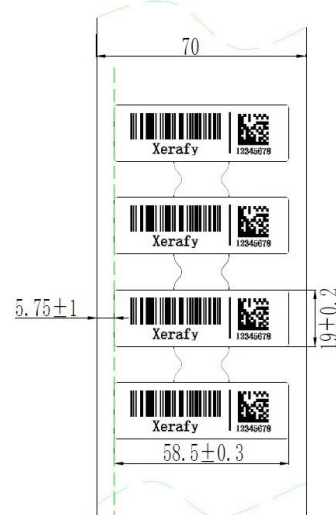
Order Information

X50A3-US011-R6P	Platinum Metal Skin Label US
X50A3-EU011-R6P	Platinum Metal Skin Label EU
Optional service	encoding / printing



Product Dimensions and Weight

Dimensions (in)	2.3 x 0.75 x 0.04
Tolerance	+/- 0.04
Dimensions (mm)	58.5 x 19 x 1.1
Tolerance	+/- 0.1
Delivery format	On roll
Quantity per roll	500
Weight(roll)	2.64 lbs (1.2 kg)



Installation Instructions

Instructions for optimal performances:

1. Clean the surface using Isopropyl alcohol, alcohol pad or equivalent solvent to ensure surface is free from dirt, dust, oil and misc. debris that may affect adhesion.
2. Handle the label by edges, peel the release liner from back ensuring not to touch the adhesive.
3. Place the label in the desired tagging location and firmly apply even pressure to the label for 5 seconds.
4. Do not disturb the newly mounted label for at least 15 minutes to ensure proper adhesive sealing.

About Xerafy

Xerafy designs and manufactures the world's toughest RFID tags to power Industrial IoT applications in Aerospace, Oil & Gas, Automotive, Healthcare and Manufacturing.

For Product inquiries: sales@xerafy.com
Singapore | China | US | UK

GO TO WEBSITE >